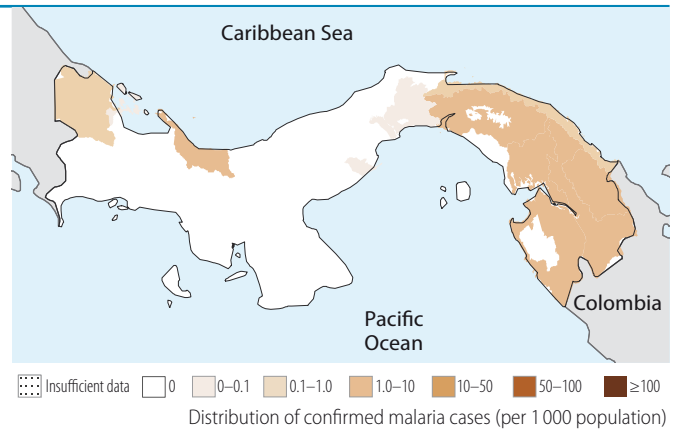


Phase: Control. Impact: >75% decrease in case incidence projected 2000–2015.



I. Epidemiological profile

Population (UN Population Division)	2010	%
High transmission (≥1 case per 1000 population)	157 000	4
Low transmission (0–1 cases per 1000 population)	2 540 000	71
Malaria-free (0 cases)	871 000	24
Total	3 568 000	

Parasites and vectors

Major plasmodium species: *P. falciparum* (0%), *P. vivax* (100%)
 Major anopheles species: *An. albimanus*, *pseudopunctipennis*, *punctimacula*, *aquasalis*, *darlingi*

II. Intervention policies and strategies

Intervention	WHO-recommended policies/strategies	Yes/No	Year adopted
ITN/LLIN	ITNs/LLINs distributed free of charge	No	–
	ITNs/LLINs distributed to all age groups	No	–
IRS	IRS is recommended	Yes	1957
	DDT is used for IRS	No	–
IPT	IPT used to prevent malaria during pregnancy	N/A	–
Case management	Patients of all ages should receive diagnostic test	Yes	1957
	RDTs used at community level	No	–
	ACT is free for all ages in public sector	No	–
	Pre-referral treatment with recommended medicines	No	–
	Oral artemisinin-based monotherapies are not registered	No	–

Antimalaria policy	Medicine	Year adopted
First-line treatment of unconfirmed malaria	–	–
First-line treatment of <i>P. falciparum</i>	SP	–
For treatment failure of <i>P. falciparum</i>	SP+PQ	–
Treatment of severe malaria	MQ	–
Treatment of <i>P. vivax</i>	CQ+PQ	–

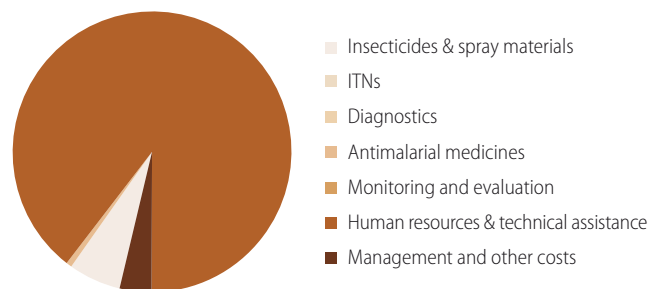
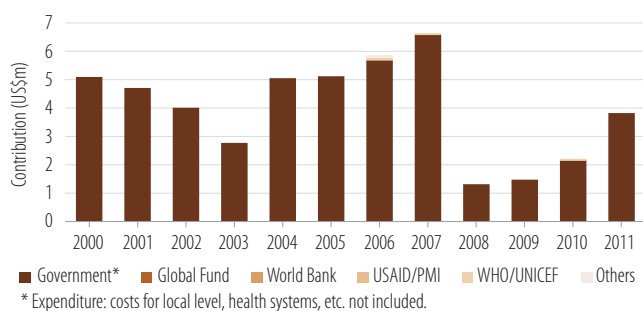
Therapeutic efficacy tests (therapeutic or parasitological failure, %)

Medicine	Year	No. of studies	Min	Median	Max	Follow-up
----------	------	----------------	-----	--------	-----	-----------

III. Financing

Government and external financing

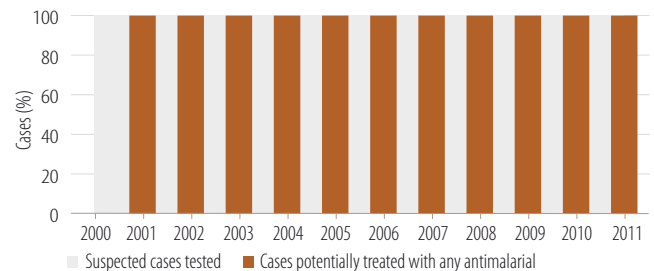
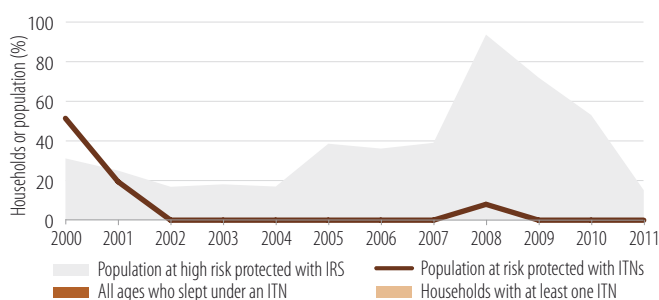
Expenditure by intervention in 2010



IV. Coverage

Coverage of ITN and IRS

Cases tested and ACT delivered: Programme data (public sector)



V. Impact

Malaria test positivity rate and ABER

Microscopically confirmed cases and deaths

